

# All-State Medicaid and CHIP Call January 23, 2024



This communication was printed, published, or produced and disseminated at U.S. taxpayer expense. The information provided in this document is intended only to be a general informal summary of technical legal standards. It is not intended to take the place of the statutes, regulations, or formal policy guidance that it is based upon. This document summarizes current policy and operations as of the date it was presented. We encourage readers to refer to the applicable statutes, regulations, and other interpretive materials for complete and current information.

# Agenda

- Update on the Medicaid & CHIP State Plan Amendment (SPA) Templates for Children's Continuous Eligibility
- Overview of the Medicaid and CHIP Scorecard 2023
- Open Mic Q and A



# Update on the Medicaid & CHIP State Plan Amendment (SPA) Templates for Children's Continuous Eligibility

## *Verbal Update*

*Caroline Haarmann*

*Child and Adult Health Programs Group*

*Center for Medicaid and CHIP Services, CMS*



# Medicaid & CHIP State Plan Amendment (SPA) Templates for Children's Continuous Eligibility

The updated Medicaid template is available in MACPro, the updated CHIP template is available in MMDL

- Medicaid SPAs must be submitted in by March 31 to ensure a January 1, 2024 effective date.
- CHIP SPAs must be submitted by the end of the state's fiscal year.

Medicaid and CHIP Program Portal

Eligibility & Administration SPA Implementation Guides

MACPro Training & Help

Medicaid Data Collection Tool (MDCT) Portal

## Medicaid and CHIP Program (MACPro) Portal

The Center for Medicaid and CHIP Services (CMCS) and the Centers for Medicare & Medicaid Services (CMS) regional offices adjudicate more than 2,000 actions annually, including state plan amendments (SPAs), waiver applications, advanced planning documents, and more. CMCS also engages in extensive work in the oversight of current programs and the development of new policy (regulations, state Medicaid director letters, ongoing technical assistance to states, etc.) to keep pace with state and industry innovations.

Medicaid and Children's Health Insurance Program (CHIP) represent a federal and state partnership. As part of Medicaid and CHIP Business Information Solution, CMS has built a new state-facing system to capture states' submissions of SPAs, waivers, advanced planning documents, etc. This system, the Medicaid and CHIP Program (MACPro) system, has been live as of December 2015 and continues to expand to include new authorities and state actions for CMS review.

CMS is developing the MACPro system, to make the process of modifying state plans, demonstrations, and waivers more streamlined, efficient, and transparent for state partners and researchers.

Explore the currently available systems and documents to apply for a change to state Medicaid plans, waivers, and demonstrations.

- [MACPro System](#)
- [One Medicaid and CHIP Program System \(OneMAC\)](#)
- [Medicaid Model Data Lab \(MMDL\)](#)
- [Waiver Management System \(WMS\)](#)
- [Survey and Certification/Clinical Laboratory Improvement Amendment \(SC/CLIA\) System](#)
- [Medicaid and CHIP \(MAC\) Learning Collaborative](#)
- [Environmental Scanning and Program Characteristics \(ESPC\) Database](#)

MMDL Medicaid Model Data Lab

Home Logout

### MMDL Modules

Select a MMDL module to begin: For the MMDL module select **Login** to prepare, submit, or review a state submission or **Documents** for resource materials.

**Medicaid Payment Suspensions State Annual Report (MPS)**

[Access Module](#)

[MPS Documents](#)

**Balancing Incentive Program (BIP)**

[Access Module](#)

[BIP Documents](#)

**Health Home State Plan Amendment (HHS)**

[Access Module](#)

[HHS Documents](#)

### PDF Repository

For the PDF Repository program select **Login** to prepare, submit, or review a State Plan Amendment; **PDF Forms** to download the forms to complete; or **Implementation Guides** to review the resource materials.

**Medicaid State Plan Eligibility**

[Access Module](#)

[Eligibility PDF Forms](#)

[Eligibility Implementation Guides](#)

**Children's Health Insurance Program (CHIP) Eligibility**

[Access Module](#)

[CHIP PDF Forms](#)

[CHIP Implementation Guides](#)

**Medicaid Alternative Benefit Plan**

[Access Module](#)

[ABP PDF Forms](#)

[ABP Implementation Guides](#)

**Medicaid Premiums and Cost Sharing**

[Access Module](#)

[Premiums and Cost Sharing PDF Forms](#)

[Premiums and Cost Sharing Implementation Guides](#)

**Documentation**

[CMS Upload Approval Letter Instructions](#)

[State Download Approval Letter Instructions](#)

[CMS Instructions for Reports](#)



# Overview of the Medicaid and CHIP Scorecard

***Karen LLanos***

*Director, Medicaid Innovation Accelerator Program  
Strategy & Staff*

*Center for Medicaid and CHIP Services, CMS*



# Medicaid & CHIP (MAC) Scorecard

CMS developed the MAC Scorecard initiative in 2018 to:

- Provide greater public transparency about Medicaid & CHIP program administration and outcomes
- Improve care for Medicaid & CHIP beneficiaries
- Drive improvements in areas such as state and federal alignment and program administration



What information is contained in MAC Scorecard?



Program Characteristics

These measures or background information are used to highlight variations in Medicaid and CHIP programs related to key aspects: Care Delivery, Data to Support Program Improvement, Eligibility and Enrollment, and Expenditures.



Health Care Quality Performance

Measures in this pillar show how Medicaid and CHIP programs perform in areas related to the quality of health care delivery



Federal & State Program Administration

Measures in this pillar provide insight into how the federal government and states work together to administer the Medicaid and CHIP programs.

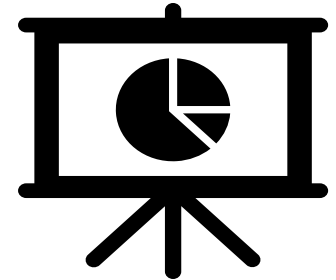
[Explore MAC Scorecard ↓](#)

# Data in the Scorecard

- Scorecard has over 50 data points and measures that are updated annually
  - Centralized place where users can go to see how CMS is leveraging a wide range of state-reported and CMS generated data
- Data are displayed in various ways
  - **Background/national context**: national and state-specific data on Medicaid & CHIP topics
  - **Health care quality performance**: state-specific quality measures displayed alongside other states for latest reporting year
  - **Federal/State accountability**: national rate for different administrative data points and measures

# Data in the Scorecard (Examples)


- Quality Measures
  - Child & Adult Core Sets
  - Provider data catalog (formerly Nursing Home Compare)
- Background data about the Medicaid and CHIP program
  - Performance Indicators
  - Medicaid & CHIP Child Enrollment by State
  - Total National Medicaid & CHIP Enrollment
  - T-MSIS derived measures
    - Per capita expenditures
    - Share of Medicaid & CHIP Population by Age
- Administrative data collected by CMS
  - Managed Care Capitation Rate Review
  - State Use of Experience of Care Survey for Beneficiaries using Long-term Services & Supports
  - State Plan Amendment and 1915 Waiver Processing





# Scorecard Elevated These Data

- Scorecard was not the first time CMS had publicly shared states' performance data
  - Annual Child and Adult Core Set chart packs released by CMS previously
  - Data released through other vehicles (informational bulletins, reports to Congress, SMD letters, etc.)
- Seeing data all together made a big impact and it drew attention
- Just because your data are posted online, doesn't mean interested parties will know:
  - where to go for these data
  - that these data exists
  - how to interpret data in reports



# Building a Scorecard that is Useful

- User feedback is critical to success of the Scorecard
- Using both internal and external feedback processes, CMS updates the Scorecard measure set and data points annually with new data and enhancements to the website
  - Feedback on measures
  - Feedback on website

# We Ask Scorecard Users What They Want

## Scorecard Audiences

### State Medicaid Staff

#### Use cases:

- Engages with data to work with internal and external stakeholders to improve quality, inform budgets, and enhance stakeholder engagement

### Advocacy Groups

#### Use cases:

- Works with stakeholders on quality improvement, quality measurement, and quality strategy
- Advocates on issues of coverage, equity, and quality

### Other Users

#### Use cases:

- Learns about Medicaid and CHIP programs
- Manipulates Medicaid and CHIP data sets to answer research questions

#### Common needs:

- Information on measure specifications and data validation
- Robust data filtering options including state-to-state comparisons
- Trends over time and longitudinal visualizations

# Collaborating with the National Association of Medicaid Director's (NAMD) Scorecard Advisory Group

- Since the Scorecard's inception, CMS has collaborated closely with NAMD's Scorecard Advisory Group to:
  - determine overall direction/vision
  - identify changes to improve site and functionality
  - recommend annual measure updates
- For the 2023 Scorecard, this collaboration resulted in:
  - full site redesign
  - addition of a small number of measures that focus on equity and maternal health

# What's New in the 2023 Scorecard?

## Complete Site Redesign

- We worked with NAMD's Scorecard Advisory Group, conducted interviews, and focus groups with 100+ users to identify opportunities to improve the MAC Scorecard
- Findings that informed the 2023 MAC Scorecard redesign included:
  - users struggle to navigate between Scorecard pages
  - webpages require a lot of scrolling
  - users want detailed information about measures, but they also struggle with too much text and jargon
  - users like the interactive visualizations for health care quality measures

# What to Expect When Viewing the New Scorecard

- Updated measure set
- All measures shown on landing page for easy navigation
- Enhanced measure pages that include new functions:
  - data visualization options and filter functionalities
  - table view and data download functionality
  - detailed information about measures with links to source data
- Better organization of the site to make it easier for users to find the data/measures they need
- New logo



## **Walk Through of New Scorecard Components**

# New Landing Page

Medicaid and CHIP 2023 SCORECARD

Explore Data About Scorecard

Medicaid.gov  
Keeping America Healthy

## Medicaid and CHIP 2023 SCORECARD

The Centers for Medicare & Medicaid Services (CMS) developed the Medicaid and Children's Health Insurance Program (CHIP) Scorecard to improve transparency and accountability about the administration and outcomes of these programs. States and CMS can use the Medicaid and CHIP (MAC) Scorecard to drive improvements in areas such as state and federal alignment, beneficiary health outcomes, and program administration.

## What information is contained in MAC Scorecard?



### Program Characteristics

These measures or background information are used to highlight variations in Medicaid and CHIP programs related to key aspects: Care Delivery, Data to Support Program Improvement, Eligibility and Enrollment, and Expenditures.



### Health Care Quality Performance

Measures in this pillar show how Medicaid and CHIP programs perform in areas related to the quality of health care delivery



### Federal & State Program Administration

Measures in this pillar provide insight into how the federal government and states work together to administer the Medicaid and CHIP programs.

Explore MAC Scorecard ↓



# Reorganization of Measures



## Program Characteristics

These data describe aspects of Medicaid and CHIP: Care Delivery, Expenditures, Program Improvement, and Eligibility & Enrollment.



## Health Care Quality Performance

These measures show how states serve Medicaid and CHIP beneficiaries in eight areas related to the quality of health care delivered.



## Federal & State Program Administration

These measures provide insight into how the federal government and states work together to administer Medicaid and CHIP.

### MAC Scorecard content areas



# Searchable List of Measures

## Exploring the MAC Scorecard

The CMS 2023 Scorecard contains 57 measures, shown in the list below. The measures are organized into six content areas: Care Delivery, Program Improvement, Eligibility & Enrollment, Expenditures, Federal & State Program Administration, and Health Care Quality Performance.

To find measures of interest, filter measures by content area using the round buttons below, or use the interfaces below the buttons to search for measures, or to filter measures by their attributes.

Click 'View all data' on any measure in the list to explore that measure's available data.

### MAC Scorecard content areas

The screenshot displays the MAC Scorecard interface. At the top, there are six content area buttons: Care Delivery, Program Improvement, Eligibility & Enrollment, Expenditures, Federal & State Program Administration, and Health Care Quality Performance. Below these buttons is a search bar with the placeholder text "Search by name or keyword" and a magnifying glass icon. To the right of the search bar is a filter dropdown menu with the text "Filter by keyword, data source, or data availability". Below the search bar, there is a link to "57 results" and a button to "Export displayed measures as CSV". On the right side, there is a toggle switch for "Group table by content area". The main content area shows a measure titled "Advance Planning Document Processing" under the "Federal & State Program Administration" category. The measure details include:

DATA AVAILABILITY	DATA SOURCE	DATA AVAILABLE	
National-level data	CMS's analysis of administrative data	2020 Q2 to 2023 Q1 Quarters	AVERAGE APPROVAL TIME IN 2023 39 Q1

At the bottom of the measure card, there is a link to "View all data".

# New Measure Pages

**Health Care Quality Performance**

## Asthma Medication Ratio: Ages 19 to 64

**DATA AVAILABILITY**  
State-level data

**DATA SOURCE**  
[Adult Core Set](#)

**DATA AVAILABLE**  
2020 to 2022  
Federal Fiscal Year Reporting Cycles

**STATES REPORTING**  
42 / 52

**Total (Ages 19 to 64)**  
57.9  
STATE MEDIAN IN FFY 2022  
↑ Higher values are better

**MEASURE DESCRIPTION**  
Percentage of adults with persistent asthma who were dispensed appropriate asthma controller medications in each state.

**State-level Data** | Measure Information

Make selections to explore measure

Age  
 Total (Ages 19 to 64)  19 to 50  51 to 64

Filter available states and territories  
Population: All states view (mixed populations) ▼  
Methodology: All states view (mixed methodolo... ▼

Select a data view

**ACROSS STATES AND TERRITORIES**


ASTHMA MEDICATION RATIO: AGES 19 TO 64  
**Percentage**

Age: Total (Ages 19 to 64)  
Population: All states view (mixed populations)  
Methodology: All states view (mixed methodologies)  
Federal Fiscal Year Reporting Cycle: 2022

Select a view  
Map | Bar | Table

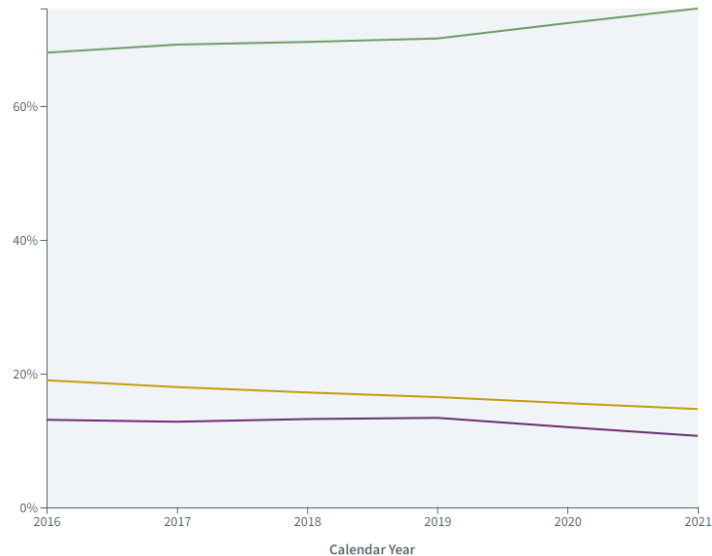
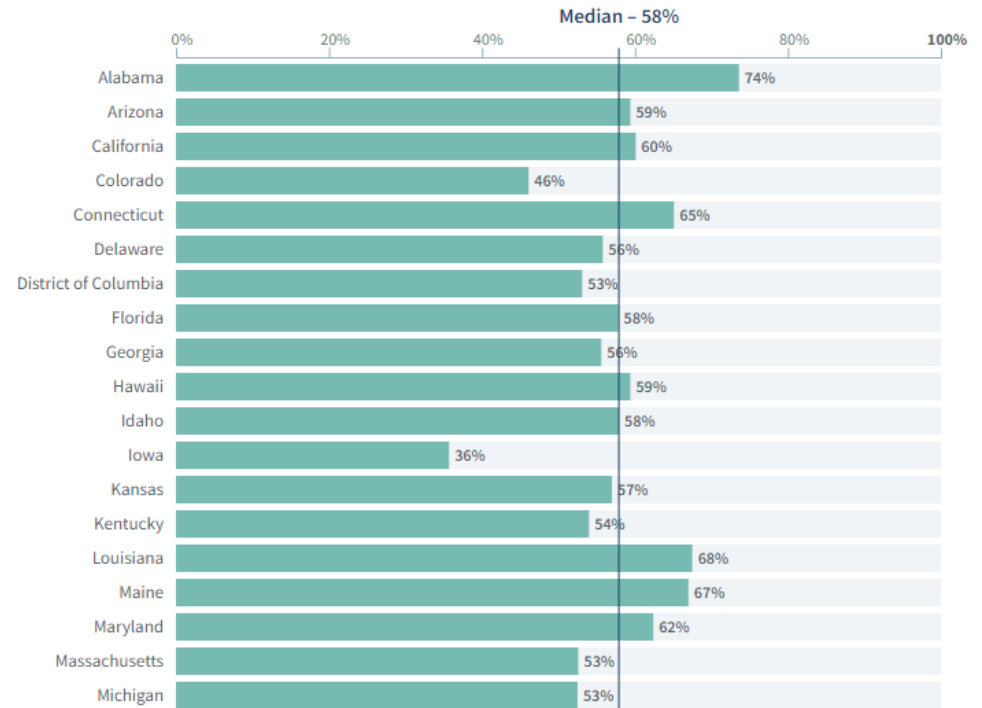
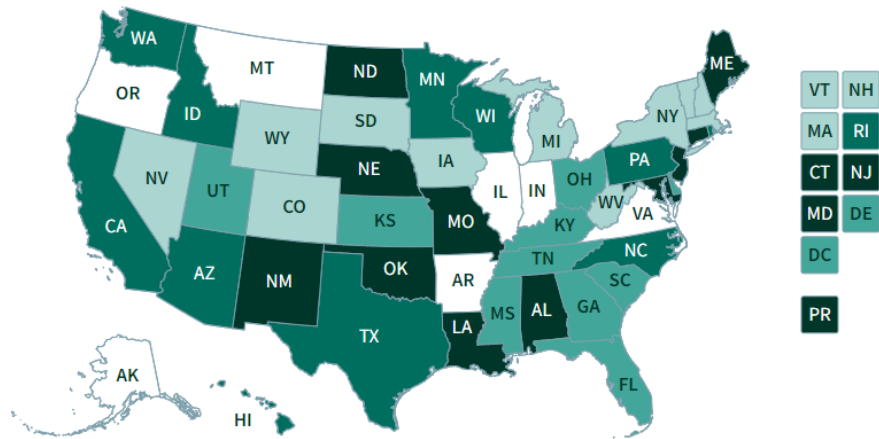
Select a Federal Fiscal Year Reporting Cycle  
2022 ▼

Download data as CSV

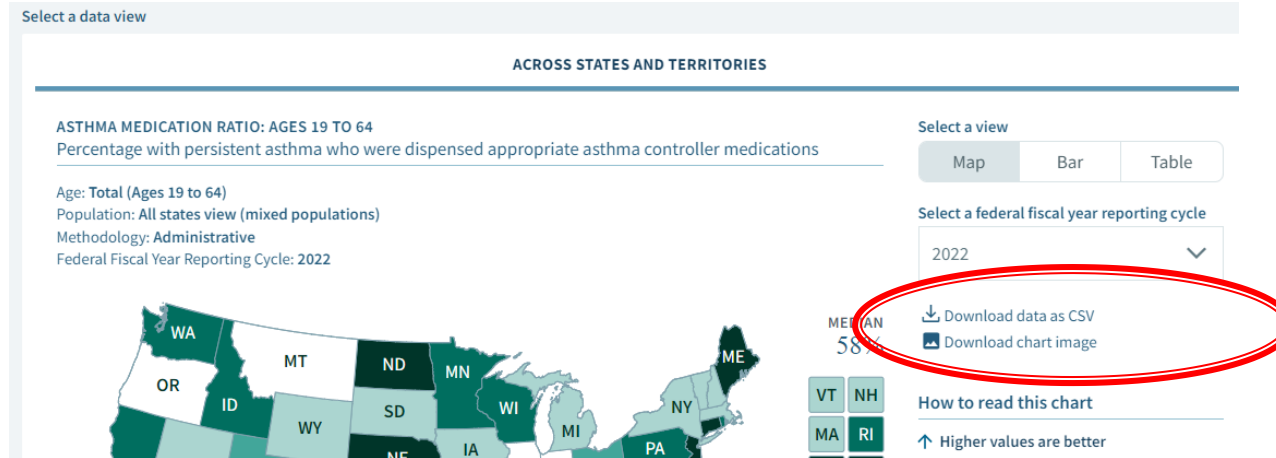


Filter options allow the user to explore the data and customize visualizations

# New Visualizations



# Data Download Options



Download options allow the user to download the visualization data, or download the visualization image

State	Time Period	Population	Methodology	Percentage
Alabama	2022	Medicaid	Administrative	0.736
Alaska	2022			Not Reported
Arizona	2022	Medicaid & Dual Eligibles	Administrative	0.594
Arkansas	2022			Not Reported
California	2022	Medicaid & CHIP	Administrative	0.601
Colorado	2022	Medicaid	Administrative	0.461
Connecticut	2022	Medicaid & CHIP	Administrative	0.651
Delaware	2022	Medicaid & Dual Eligibles	Administrative	0.558
District of Columbia	2022	Medicaid & CHIP	Administrative	0.531
Florida	2022	Medicaid	Administrative	0.578
Georgia	2022	Medicaid	Administrative	0.556
Hawaii	2022	Medicaid, CHIP, & Dual Eligibles	Administrative	0.594
Idaho	2022	Medicaid, CHIP, & Dual Eligibles	Administrative	0.579
Illinois	2022			Not Reported
Indiana	2022			Not Reported

# What's Coming Next?

## 2024 Scorecard

- Continue to identify areas for improvement
  - Good data and content does not = a positive user experience
  - Conduct usability testing over the next few months
- Continue to evolve the Scorecard
  - Work with NAMD to select the 2024 Scorecard measure set
  - Build a new state mode feature



Contact information: Karen Llanos ([Karen.Llanos@cms.hhs.gov](mailto:Karen.Llanos@cms.hhs.gov))

# Questions

---